


# POPSICLE STICK CATAPULTS

*Proof of concept.*



S.D. #33 - Chilliwack



## Tools & Materials:

- 10 popsicle sticks
- 5 rubber bands
- 1 plastic spoon



### 1. Gather Materials



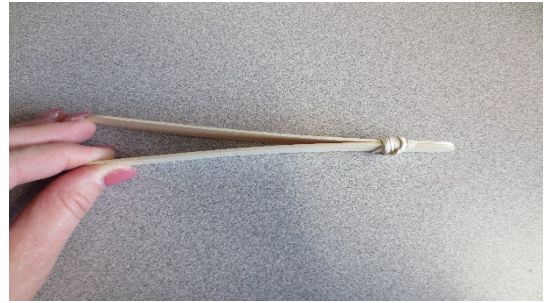
2. Grab 8 of your popsicle stick and stack them tightly.




3. Using an elastic, wrap each of the ends as shown in the picture.



4. With the remaining 2 popsicle sticks, tie them together using an elastic. Be sure the elastic is tight.



5. Add your spoon to the end of the 2 popsicle stick piece, again using a rubber band to secure.



6. Slide your block of sticks from Step #3 between your spoon assembly.



7. Secure in place your block of sticks with the remaining rubber band. This may take a few tries to make it a solid unit.



8. Launch away!!

