
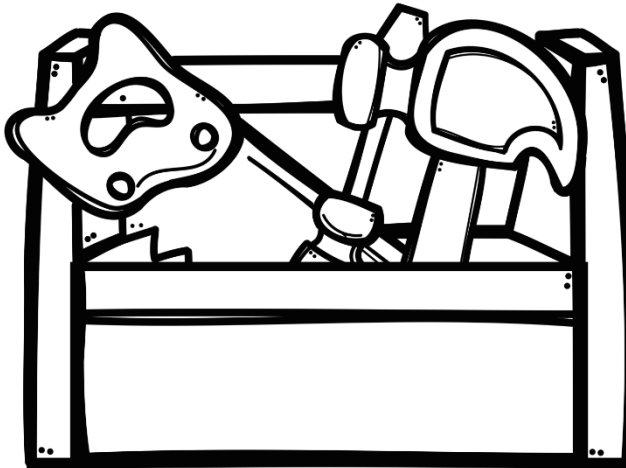




NAME: _____
DATE: _____

MY DESIGN & BUILD JOURNAL



ASK



WHAT IS THE PROBLEM?

WHAT DO YOU KNOW ABOUT THE PROBLEM?

IMAGINE

HOW CAN YOU SOLVE THE PROBLEM? USING
DRAWINGS, SKETCHES AND OR WORDS
BRAINSTORM YOUR IDEAS.

A large, empty rectangular box with a thick black border, intended for students to draw, sketch, or write their ideas for solving a problem.

CREATE

- ✓ FOLLOW YOUR PLAN
- ✓ BUILD YOUR DESIGN
- ✓ WORK TOGETHER
- ✓ MANAGE YOUR TIME
- ✓ TEST




WHAT IS WORKING WELL?

WHAT COULD YOU DO DIFFERENTLY?

IMPROVE

HOW CAN YOU MAKE YOUR DESIGN EVEN BETTER? CREATE A PLAN TO MODIFY YOUR DESIGN. DRAW YOUR UPDATED DESIGN AND EXPLAIN YOUR CHANGES.



REFLECT

WHAT WORKED WELL?

WHAT DIDN'T WORK WELL?

WHAT WOULD YOU DO DIFFERENTLY NEXT TIME?

